

# Bilborough Ward

Area Committee

Dec 2012

# Ward priorities – Progress update

THEME	PRIORITY	KEY ACTIONS
SAFER	To reduce antisocial behaviour around the Birchover Community Centre. ASB in Bilborough Speeding	Meetings of partners: October for update on work of Play & Youth team & Groundworks for children & young people at Birchover Community Centre & Park; Community Centre Team to look at costs of works to the building. Day of Action: 'Improving Home&Family Safety' October 25th Beechdale Area. NCH, Police, Fire Service West 8 Partnership, Beechdale CC .Alert System to be promoted. St Agnes Close still a priority area for Police. Enforcement' during Day of Action October 25th Police & NUSA YP.
NEIGHBOURHOODS	Improve appearance of neighbourhoods/gardens/hedges/ Resolve Cranwell Road rubbish & debris problem	Regular Councillor Ward Walks (Nov 28th) NCH, City Services & Police. 'Mini Clean Up' on Ambergate Green and area: City Services, & West 8 Partnership (Children from holiday club) October 24th. City Services & NCH colleagues working together to resolve. Day of Action in Spring 2013: Police, NCH, Fire Service, City Services, NUSA, all involved.
FAMILIES	More activities for young people Bilborough Literacy Community Group Residential Accommodation. Welfare Reform Awareness	Bilborough Youth network meet regularly. Summer programmes really well attended. NUSA and West 8 Partnership report that activities very successful esp those for 'transitional' children. West 8 Partnership coordinate with partners who provide literacy activities for adults. Working with NCH to update Councillors on the Decent Homes programme. Ward Walks: Nov 28th. Partners at NATS to plan information sharing to the community.
HEALTH	Raising awareness of health, Change Makers Recruiting Volunteers Programme	Change Makers team recruiting volunteers in the West Area to promote good health. Invited to NATS in Nov & Dec.
WORKING	Bilborough Community Literacy Group Raising Educational Attainment.	Working with partners who can provide support to Adults needing Literacy support. Open Doors-new group for Adult Literacy at Library Thursdays (am)..Literacy Awareness training in planning stages in Spring for staff (e.g.NCH, carers etc). Work with NUSA and Hadden Park High and Children and Families Teams. Work Club on Fridays at the Bilborough Library provided by Libraries & NCN (New College Nottm).

## Events Delivered

Event	Lead Partners	Date/Time	Venue
Mini Clean Up	City Services, Neighbourhood Management, West 8 Partnership, Beechdale Community Centre	Wed 24 <sup>th</sup> Oct 10am -12.30	Ambergate and Beechdale Area
Day of Action 'Home & Safety '	All of the above, plus Nottingham City Homes, Nottinghamshire Fire Service, Travel Right, Trading Standards, Police.	Thurs 25 <sup>th</sup> Oct 9am -1pm	Ambergate and Beechdale Area

## Future Events and Activities Planned

Event	Lead Partners	Date/Time	Venue
Activities and Events for Children & Young People Literacy for Adults	Bilborough Children& Families Team, NUSA, West 8 Partnership, Libraries. West 8 Partnership (& partners).	Half Term October Ongoing	Throughout the Bilborough Ward Bilborough Library
Firework Display	Birchover Community Association	November 3rd	Birchover CC & Park
Ward Forum	Councillors	November (TBC)	NUSA/TBC
Christmas Fair	The Vale Community Association	November 17 <sup>th</sup> 1.30-4pm	The Vale CC
Budget Consultation	Councillors/ Deputy Leader of NCC	November 26 <sup>th</sup> 10am- 12	Bilborough Library CC
Christmas Fayre	The Beechdale Community Ass	December 1 <sup>st</sup>	The Beechdale CC
Christmas Events: Light Switch On , Christmas Market	Councillors, Dave Hoyles & team, NMT, NUSA & Others TBC	December 13 <sup>th</sup> (TBC) December 15 <sup>th</sup> (TBC)	Bracebridge Drive NUSA
Day of Action Clean Up	Police, Fire, City Services, NCH, West 8 Partnership, TRA, NUSA.	Spring '13 (TBC)	Cranwell Estate

## Ward Walks

Area/Estate	Date/Time	Meeting Place
Bramhall Rd & around NUSA	26 <sup>th</sup> September 9.15am-12	NUSA
Bungalows for the elderly, Wigman, Clanfield, Monkton etc	28 <sup>th</sup> November 10am-12	Bilborough Library
For 2013 TBC	For 2013 TBC	For 2013 TBC

## Community Meetings

Event	Date	Venue
Cllr Wood attended The Reading Awards	6 <sup>th</sup> September	Bilborough Library
Day of Action Meetings	12 <sup>th</sup> September /9 <sup>th</sup> October	Strelley Housing Office
Birchover Management Committee Meeting	19 <sup>th</sup> September	Birchover Community Centre
Huxley Close Consultation	9 <sup>th</sup> October	Huxley Close
Anti Social Behaviour meeting with partners & Birchover management Committee.	23 <sup>rd</sup> October 7pm to 8.30pm	Birchover Community Centre
The Vale Community Ass AGM	4 <sup>th</sup> December	Vale Community Centre

# Finance

## **Bilborough Ward Councillor Budgets**

Total Amount allocated this period £7,855.00

Budget Remaining Unallocated £162,498 (inc of 2012-13 allocation)

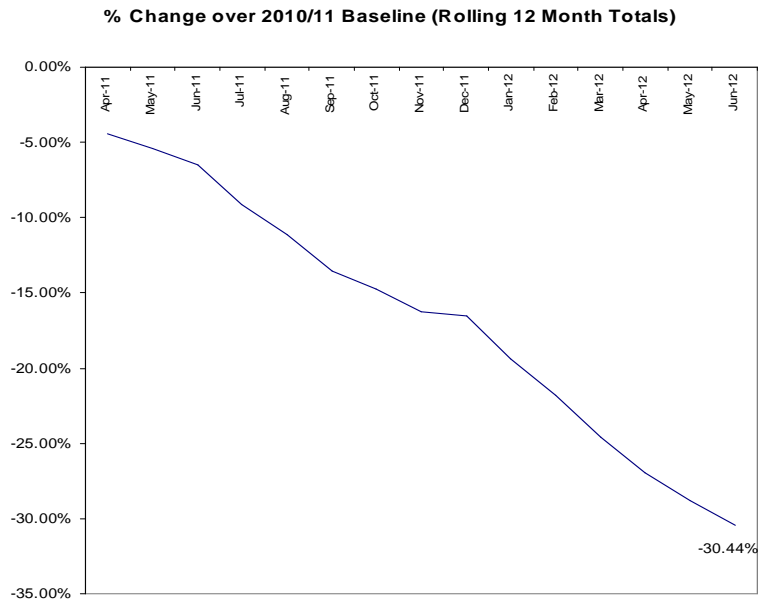
## **Bilborough Ward Area Capital Fund**

Total Amount allocated this period £10.00

Budget Remaining Unallocated £22,618 (inc of 2012-13 allocation)

## **Others – Section 106, NCH Environmentals, Other Funding**

None this period



# Crime

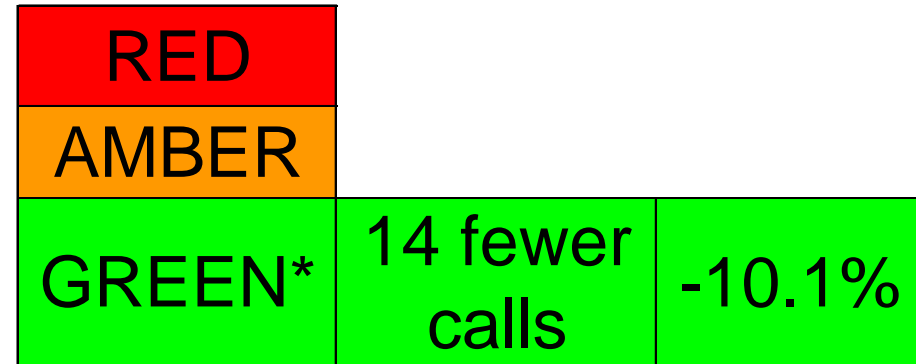
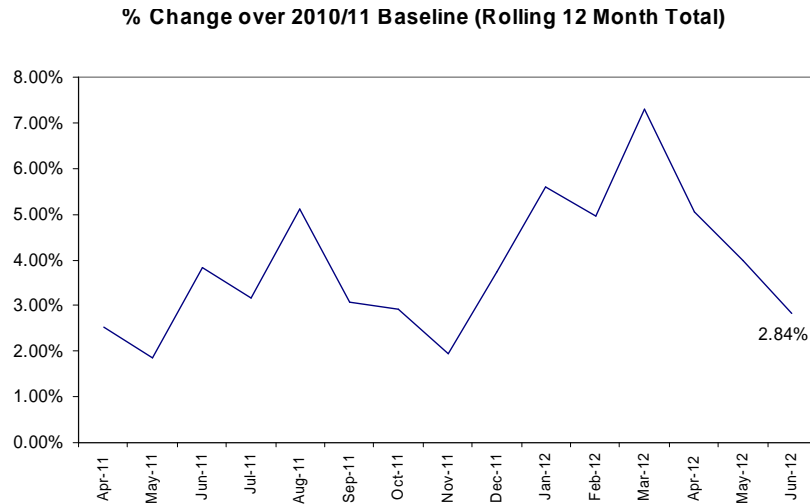


\*Refers to June 2012 compared to June 2011

- **All Crime** in Your Ward is showing a decrease over the previous year's month.
- For the year ending 2011/12 All Crime in Your Ward was showing a decrease, and the by looking at the above Graph this shows that All Crime is down **-30.4%** against the 2010/11 Baseline.
- The Baseline graph highlights a decrease by a sizeable amount and that the current month's performance was not an anomaly
- For the current year; all offences are showing reductions with the exception of 'Theft'. However, this is only up **one** offence

**You Ward Contact: Inspector Name**

# Core ASB



\*June 2012 compared to June 2011

- **Core ASB** is showing a reduction compared to the previous year's month
- Your Ward ended the year 2011/12 recording an increase on the previous year by +7%. However since this high point (as seen via the Baseline graph) there has been a decrease, with June ending on +3% over a 2010/11 baseline.
- In June, of the three ASB types: 10% of ASB calls were tagged as ASB Environmental, ASB Personal 11% and ASB Nuisance 78%.
- This hierarchy of calls is in keeping with the City's numbers, although the proportion of ASB Nuisance and Environmental calls are *slightly* higher than what the City's percentage was, with ASB Personal lower.

**Your Ward ASB Contact: Inspector Name**

## Graffiti Reports

<b>RED</b>	
<b>AMBER</b>	
<b>GREEN</b>	<b>7 fewer reports</b>

## Fly Tipping

<b>RED</b>	<b>8 more reports</b>
<b>AMBER</b>	
<b>GREEN</b>	

## Cleanliness Index

<b>RED</b>	
<b>AMBER</b>	<b>Same score</b>
<b>GREEN</b>	

- All data refers to a comparison with the previous year's month
- It is proposed that performance over time graphs be used for each indicator
- Historic data for comparison is not available for dog fouling



# Methodology

This document contains a combination of data sources including actual data that has been redacted and 'false data'. The purpose of this document is to provide an idea of what a Ward Report *could* look like.

Regarding the Ward Reports and the use of Crime and ASB it would be proposed that this data be 'mapped' to the Ward boundaries and extracted to provide figures. This is so the City Centre crimes/ASB incidents that fall within the City do not impact on the figures of the Wards that include some of the City Centre

The Crime, ASB and Cleanliness Index scores have been given a RAG rating based on their comparison to the previous year's performance.